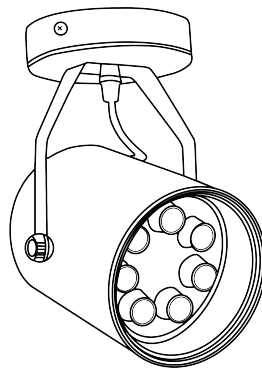


[®]
LITE
A
G
E
M

DECO
PARLED Q10



USER MANUAL

Table of Contents

Safety Information.....	2
What's Included.....	2
Specifications.....	3
Main Power Connection.....	4
DMX Driver.....	4
Installation.....	5
Size & Weight.....	6
Cleaning & Maintenance.....	7
Warranty.....	8
Customer Service.....	9

Check that the unit has not been damaged during transport.


Read Manual, Cautions, and Warnings prior to operation of this equipment.

Protection Against Fire



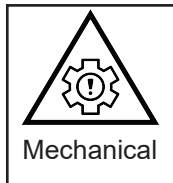
1. Maintain a minimum of 1 foot distance from any type of flame.
2. For indoor use only. Do not expose unit to rain or moisture.
3. Do not install the unit too close to a heat source.
4. Make sure cables are properly secured.
5. Maximum surface operating temperature: 130°.

Protection Against Electrical Fire



1. Disconnect power before servicing.
2. For connection to main power supply, proceed to page 4.
3. The power supply must be earthed (electronically grounded).
4. This fixture must not be left on for long periods of time.

Protection Against Mechanical Hazards



1. Use secondary safety chain when hanging unit.
2. Use quality clamps or bolts when positioning unit.
3. Do not open unit while it is on. Risk of electrical shock.

Ingress Protection



The IP rating is commonly expressed as IP (Ingress Protection) is followed by 2 numbers (i.e. 64) where the numbers define the fixtures dust and liquid ingress. The first number indicates the size of a particle that can enter the fixture. The second number indicates the extent of protection against water entering the fixture. An IP64 rating in this fixture indicates that dust particles can not enter the fixture. And there is protection against water splashes from entering the fixture from any direction.

What is Included

1pc Deco Parled Q10
1pc Diffusion Filter
1pc User Manual

Specifications

Part Numbers

Fixture

5054 - Deco Parled Q10

Mechanical Specifications

Housing:	Aluminum
Fastening System:	Electrical Box Mount
Power Connection:	RJ45 In and Out
Cable Length:	6 inch
Lens Angle:	27°
Size:	4.72" x 4.72" x 9.75"
Weight:	2.2lb

Electrical Specifications

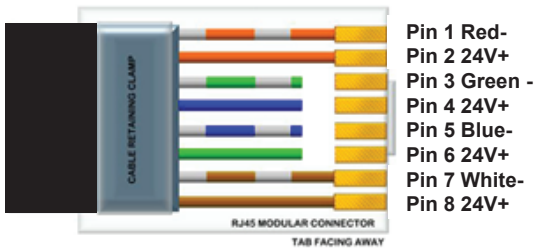
LED Type:	SMD 5050 R,G,B, WW
Color Temp WW:	3267K
CRI: (Warm White)	84.3
LED Qty:	7
Each LED Watts:	1.4
Power Input:	24V DC
Total Max Power:	9.8
Drive Method:	Constant Voltage
Lumens:	363

Main Power Connection

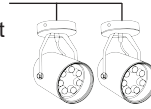
Caution!

1. Deco Lighting fixture are specifically designed to be used with Deco Drivers.
2. Maximum cable distance of 100ft before voltage drop. (Voltage drop will cause intensity drop)
3. Max Power 20W Deco Driver will power **2** per output.
4. Max Power 96W Deco Driver will power **9** per output.
5. All fixture connected together must be same type. (Do not connect Variable White fixtures with RGBW fixtures in the same output)
6. Must use Cat6A, 23AWG or thicker to connect the fixture to the driver and fixture to another fixture. (Cable not included)

4 or 7 Channel Fixture


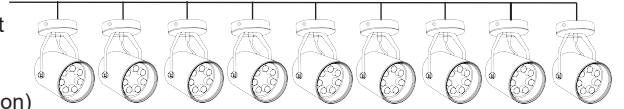


Deco Driver with
20W output
2 Fixture Max per Output



Deco Driver with
96W output
9 Fixture Max per Output

(note all units connected
will perform the same function)



RJ45 Y jumper cable can be connected on ether side for input or output.

DMX-512 Control

When using the Deco Parled Q10 with Deco Drivers the fixture is intended to be used in Ch4 or Ch7 modes. The Deco Driver will be required to be set in Ch4 or Ch7 dmx operating modes.

Ch4 Mode
Red
Green
Blue
Warm White

Ch7 Mode
Dimmer
Red
Green
Blue
Warm White
Strobe
Macro

Deco Driver Info

Power Link	20W output Deco Drivers	Can Connect 2 per output port
	96W output Deco Drivers	Can connect 9 per output port
Ch Mode	Ch4 or Ch7	Use Ch4 or Ch7 mode to control the unit

Installation

Caution!

1. The Installation must be carried out by an authorized dealer or trained professional.
2. Unit may cause severe injuries, if you have doubts concerning the safety do not install.
- 3 Unit is to be 24 inches away from flammable materials.
4. Space between the base and surface should be properly sealed to avoid liquids entering the base unit.

When installing the fixture it is very important that you follow common safety procedured. Instillation requires extensive experience including but not limited to calculating working loads and periodic safety inspections. If you lack these qualifications, do not attempt the installation yourself, instead use a professional structural rigger.

The installation location of the fixture has got to be built in a way that it can hold 10 times the weight. Installation should be checked at least one time every 2 years by a skilled technician.

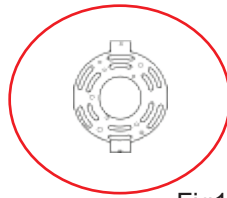


Fig1



Fig2

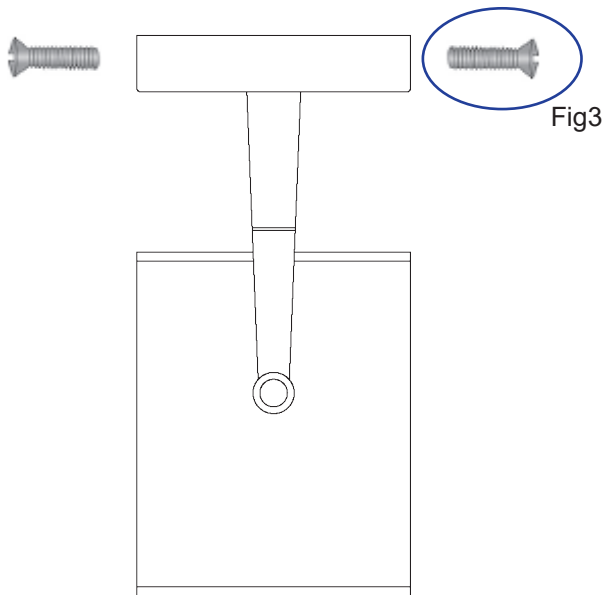
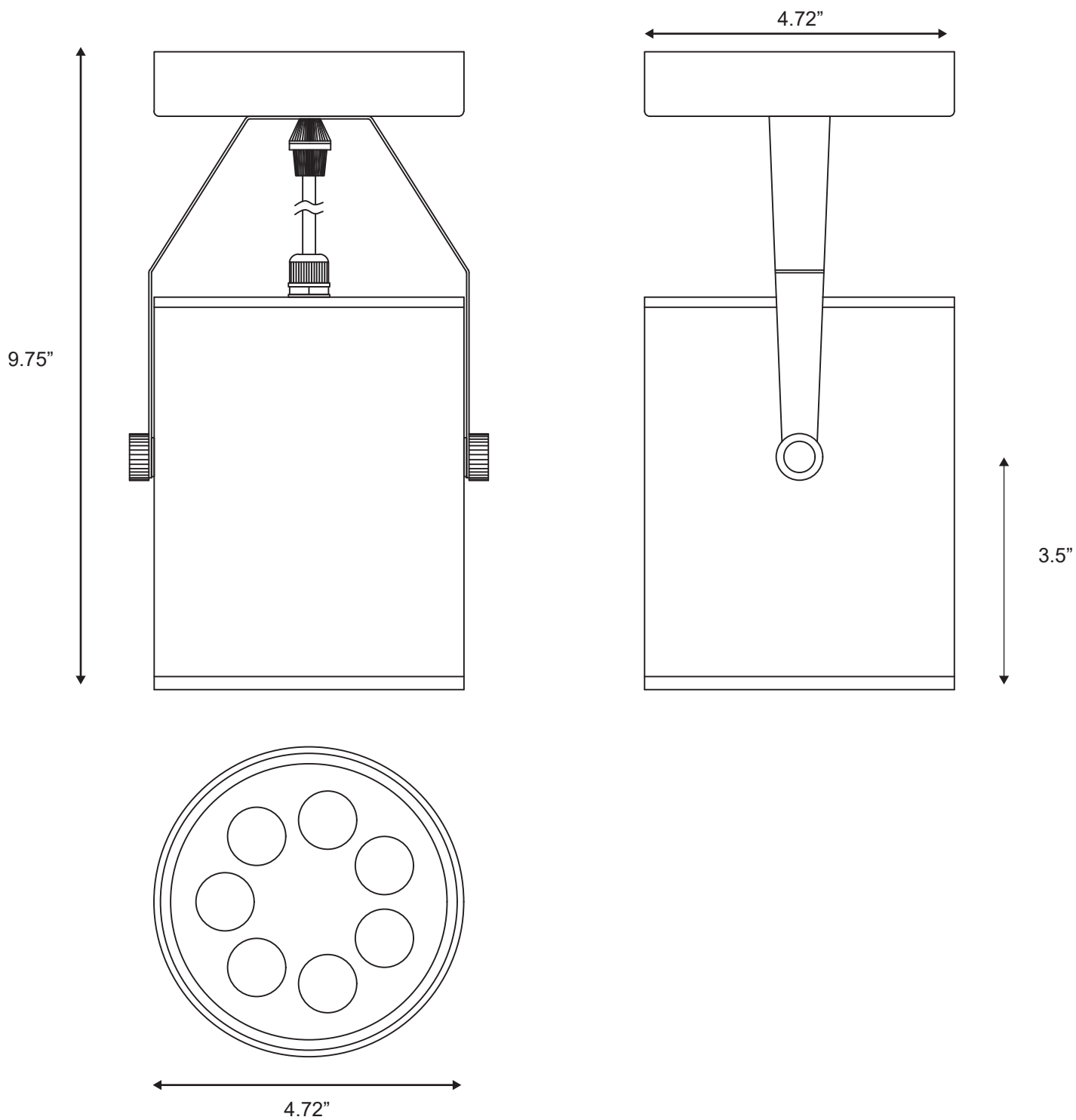


Fig3

Installation

- Step 1: Remove the mounting brace (Fig1) by removing the side screws (Fig3) on the fixture base.
- Step 2: Secure the mounting brace to the electrical box with screw. (Fig2)
- Step 3: Make the necessary power connection using the RJ45 in and out connections. Input and Output can be connected to ether connection.
- Step 4: Cover the last unused output connection with the RJ45 cover that is removed from the Deco Driver output.
- Step 5: Secure the fixture to the mounting brace using fixture (Fig3) screws.
- Step 6: To avoid water ingression into the fixture seal the mounting to the surface using a silicone adhesive.
- Step 7: Optional Accessory diffusion filter can be mounted by unscrewing the front glass cover and snapping into the metal glass holder from the inside. Keep in mind once diffusion is mounted it is difficult to remove.

Size and Weight



Fixture Size:	4.72" X 4.72" X 9.75"
Fixture Weight:	2.2lb
Packaged Size:	5.5" X 5.5" X 11.5"
Packaged Weight:	2.5lb

Cleaning and Maintenance

Installation Maintenance. The operator has to make sure that the unit is operating safely and has the installations and electronics checked by an expert every 2 years.

The following points must be considered during the inspection:

- 1) All screws used for installing the device or part of the device have to be tightly connected and must not be corroded.
- 2) There must not be any deformations on the housing, fixation and installation spots (ceiling, suspension, trussing).
- 3) The electronic power supply cables must not show any damages, material fatigue (e.g. porous cables) or sediments. Further instructions depending on the installation spot and usage have to be adhered by a skilled installer and any safety problems have to be removed.
- 4) Fixture must only be cleaned from the outside using only soap and water.

Note: There are no serviceable parts inside the device. Maintenance and service operations are to be carried out by authorized dealers.

Replacing the fuse: When possible, only replace the fuse with the same type and rating.

Replacing the power cable: If the power cable of this device becomes damaged, it has to be replaced by authorized dealers or trained professionals only.

Should you have further questions, please contact your dealer.

General Terms & Conditions

1. All resellers must have approved and signed Reseller Application on file, including their respective state tax information and W-9. Applications are re-evaluated on a fiscal calendar year basis to assure business integrity and tax status.
2. Cash, check, cashiers check, ACH, wire transfer, MasterCard, Visa, Discover, and American Express are accepted forms of payment.
3. Past due invoices will be charged 1.5% per month finance charge. Uncollected invoices are subject to be turned over to collection.
4. The reseller will pay all reasonable expenses incurred in the course of collections.
5. The proper venue for litigation will be Bexar County, Texas.
6. Returned checks will be charged a \$50.00 fee.
7. All prices are in U.S. Dollars.
8. All prices and specifications are subject to change without notice, sales order confirmations are emailed and will reflect correct pricing.
9. All terms are insured, monitored, analyzed and approved by Coface USA. Changes in credit line and approved terms can change without notice. Company authorization of credit is based on Coface approvals. Any conflicts or disagreements should be referred to: 650 College Rd East Suite 2005 Princeton, NJ 08540. 1-609-469-0400. E-mail: cofaceusa@coface.com
10. Returns are subject to 25% restocking charge plus any necessary charges for repair or re-packaging.

Shipping Terms & Conditions

1. All orders are EXW San Antonio, TX (EXW means that a buyer/reseller incurs the risks for bringing the goods to their final destination) any deviation needs to be done in writing.
2. UPS ground shipping is the preferred shipping method. Requests for specific carriers may require use of the customer's account number and may incur an additional charge for handling.
3. Drop shipments are subject to all return charges at resellers expense. Drop shipments are not allowed outside of the territorial United States.
4. NO C.O.D. shipments allowed.
5. Returned and undelivered shipment charges are the buyer/resellers responsibility and will be billed to the buyer/reseller.
6. The freight carrier and Company shipping@mega.lighting should be notified upon receipt of damaged freight, discrepancies, or non-conformities within 24 hours. Company can assist in making claims with carriers or agents in the event of any loss or damage.
7. Upon acceptance in good order by Carrier from Company, the material becomes the property of the Reseller.

Warranty and Service Procedures

1. All returns require an RMA# (Return Merchandise Authorization number) before returning goods for any reason. For a service or warranty RMA, please email service@mega.lighting or call (210)684-2600. For sales or demo returns, please contact sales@mega.lighting.
2. Case will be created and an RMA notice will be emailed. All units received must have the RMA # included with the unit as well as on the shipping label.
3. All shipping charges are the responsibility of the customer: MEGA Systems, Inc., Service, 18668 HWY 16 N., Helotes, TX 78023

Warranty for Products Purchased Before 2021

Unless otherwise stated in writing, product is covered by a one year parts and labor limited warranty and is subject to same limitations listed under the limited warranty exclusions listed below.

Warranty for Products Purchased After January 1, 2021

MEGA SYSTEMS INC ("MSI") hereby warrants to the original purchaser/owner (Customer"), MSI products to be free of manufacturing defects in material and workmanship, for the warranty periods as defined below from the original purchase invoice date. This warranty applies exclusively to new MSI branded and/or distributed products listed below, purchased from an MSI AUTHORIZED dealer/reseller. This warranty is not transferrable and may or may not apply to products sold and/or forwarded outside the United States. Please contact MSI for applicable regional product warranty information.

The purchase of MSI product constitutes the Customer's acceptance of all warranty terms and conditions as listed in this limited warranty statement. This warranty provides the Customer with legal rights, which may vary from state to state. Please contact MSI regarding warranty questions prior to purchasing.

Product / Series	Warranty Period	Coverage
Battery Powered LED	Six month battery, one year all other components	1, 2
Moving LED, Hazers	One Year	2
Outdoor IP-Rated LED	Two Years	3
House Light LED, Decorative LED, Compact LED, iCandy LED, Theatrical LED, Strobe Wash LED, Follow Spot LED, Production & House of Worship Control, Architectural Control, Theatrical Control, Dance Venue & Mobile DJ Control, Direct View LED Displays, and MV Controllers	Three Years	4

1. Battery: 183 days/six months 2. Parts and Labor: 365 days/one year 3. Parts and Labor: 730 days/two years 4. Parts and Labor: 1095 days/three years

This limited warranty excludes any defects caused by, resulting from, or relating to the following:

- Normal wear and tear of lamps, color media, brushes, contact rings, lamp sockets, belts and other parts prone to wear and tear.
- Misuse, abuse, improper handling, accident, alteration or attempts to repair by or on behalf of the owner or any person not authorized by MSI.
- Damage to the product resulting from acts of God, including but not limited to, earthquakes, hurricanes, tornadoes, lightning and other natural disasters, fire, explosion, flood, riots, civil disorder or any other cause beyond the reasonable control of MSI.
- Exposure to harsh or excessively corrosive environmental conditions (whether indoors or outdoors) including, but not limited to, extreme temperature, humidity, atmospheric conditions (including salinity or pressure), radiation (UV, infrared or nuclear), shock and conditions which exceed the product's Ingress Protection ("IP") rating.
- Use of the product in a manner which exceeds the applicable product specification, including, but not limited to, exposure to excessive, insufficient, or other voltage conditions.
- Installation or use of the product not in accordance with the technical documentation, MSI guidelines (as may be posted on its website at www.megasystemsinc.com from time to time or otherwise designated by MSI or its brands) or applicable building and electrical codes, regulations, and standards.
- Failure to maintain the product in accordance with the technical documentation.
- Natural degradation and color shift of the LED source over the course of normal product use.
- Slight deviations in the specified values of intensity and color that do not affect the functionality of the product.
- Use of the product not for its intended purpose.

All warranty claims are evaluated under the terms of this limited warranty. If a product falls within the warranty period and if, upon examination by MSI, it is found to have failed for a covered cause, MSI will, at its sole discretion, repair or replace the defective part or product or reimburse the purchaser a pro-rated portion of the purchase price based on the percentage of the warranty period still remaining as of the date that the returned product was received by MSI. Should a replacement part or product be discontinued or unavailable, MSI reserves the right, in its sole and absolute discretion, to substitute a comparable replacement part or product for the defective part of product. MSI warranty obligation herunder is limited solely to the repair or replacement of or reimbursement for the particular parts or products determined by MSI to have failed for a covered cause within the warranty period. In no event shall MSI be responsible to replace or reimburse purchaser for any products or portions of a system that MSI determines has not failed for a covered cause within the warranty period, even if such other products or portions of a system are used together with products being repaired or replaced by MSI under this warranty and the repaired product differs in brightness, colors or any other attribute after the repair.

Costs of removal, shipping to MSI or its authorized representative and reinstallation are solely the responsibility of the purchaser. If MSI determines that the product is covered by this limited warranty, it will only pay for parts and labor as indicated by product type. If MSI determines that the product is not covered by this limited warranty, the purchaser will have the option of paying for the repair if the product can be repaired and the purchaser shall be responsible for the cost of shipping the repaired product back to the purchaser. MSI reserves the right, in its sole and absolute discretion, to decline any repair.

IN NO EVENT SHALL MEGA SYSTEMS, INC. BE LIABLE FOR ANY INCIDENTAL, CONSEQUENTIAL, SPECIAL, INDIRECT OR PUNITIVE LOSS OR DAMAGE OF ANY KIND, INCLUDING, BUT NOT LIMITED TO, LOSS OF PROFITS OR REVENUES, LOSS OF USE OF THE PRODUCT OR ANY OTHER GOODS OR ASSOCIATED EQUIPMENT, DAMAGE TO ANY ASSOCIATED EQUIPMENT, COST OF CAPITAL, COST OF SUBSTITUTE PRODUCTS, FACILITIES OR SERVICES, DOWN TIME COST, INSTALLATION OR LABOR COSTS, OR CLAIMS OF THE PURCHASER'S CUSTOMERS, WHETHER BASED ON WARRANTY, CONTRACT OR NEGLIGENCE, ARISING IN CONNECTION WITH THE SALE, USE OR REPAIR OF THE PRODUCT. MEGA SYSTEMS INC'S MAXIMUM LIABILITY SHALL NOT, IN ANY CASE, EXCEED THE PURCHASE PRICE OF THE PRODUCT THAT GIVES RISE TO THE CLAIM.

EXCEPT FOR THE LIMITED WARRANTY SET FORTH HEREIN, ALL PRODUCTS SOLD BY MEGA SYSTEMS, INC. ARE SOLD "AS IS" WITHOUT ANY WARRANTY, EXPRESS, OR IMPLIED, STATUTORY OR OTHERWISE, INCLUDING, BUT NOT LIMITED TO, IMPLIED WARRANTIES OR MERCHANTABILITY AND FITNESS FOR A PARTICULAR PURPOSE, ALL OF WHICH ARE EXPRESSLY AND SPECIFICALLY DISCLAIMED BY MEGA SYSTEMS, INC.

Customer Support

MEGA-Lite has a customer support line to provide set-up help and to answer any questions should you encounter a problem. Please visit our website for any other related technical documents. For service related issues, please contact our service dept.

Monday - Friday 9am to 6pm CST
(210)684-2600
Service@mega.lighting

Manual Version

Please visit www.mega.lighting for the most up-to-date manual version.

Manual Version	Date	Fixture Software	Notes
1.0	11/04/2021	N/A	

MEGA-LITE
18668 Highway 16N
Helotes, TX 78023
Phone (210)684-2600 / Fax (210)855-6279
www.mega.lighting / info@mega.lighting